

CLEANSTREAM 800C

Near-Ambient Temperature Control of Chemical Baths



Cleanstream 800C Patented Liquid-to-Liquid Thermoelectric Heat Exchanger

Equivalent to 1800 Watt chiller or 1000 Watt heater

- Well suited for HF baths, near ambient electroplating baths

Designed to fit inside most wet bench designs, the Cleanstream 800C maintains temperature control at an ultra-precise ± 0.05 °C from 10-35 °C, and can do so at 10X the response time while consuming 95% less power than Freon-based chillers in near ambient applications.

Cleanstream offers a triple moisture seal for low temperature operation and PFA Teflon® surfaces on process side for ultra-high purity or corrosive fluids. And it uses ISO 14001 enabling thermoelectric technology, so no moving parts, no noise, no vibration, and no maintenance — with an MTBF greater than 80,000 hours. One-year warranty standard.

A complete Cleanstream 800C package is available including:

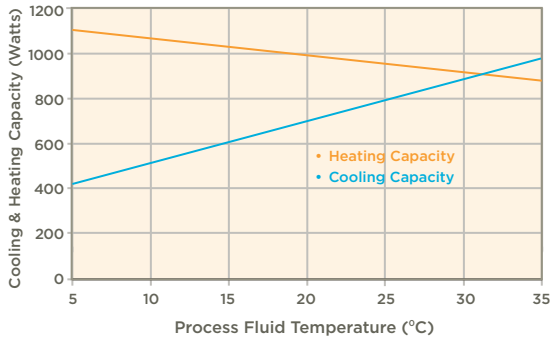
- Cleanstream 800C
- Switchback 6600 CE bipolar power supply or power supply/ temperature control unit with Yokagawa UT 55A controller
- Two 4:1 PTFE fittings
- One power cable with over-temp interlock

For complete information: sscooling.com/cleanstream800c

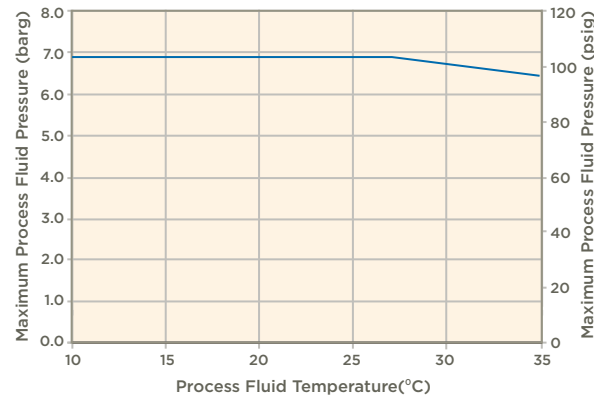
The Right Temperature Without Fail

Solid State Cooling Systems

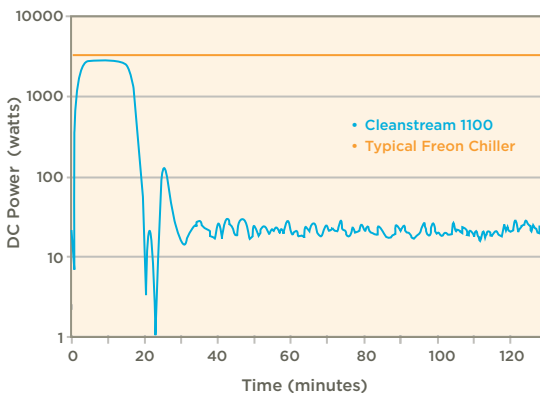
CLEANSTREAM 800C COOLING AND HEATING CAPACITY



CLEANSTREAM PROCESS FLUID PRESSURE RATING (ALL MODELS)

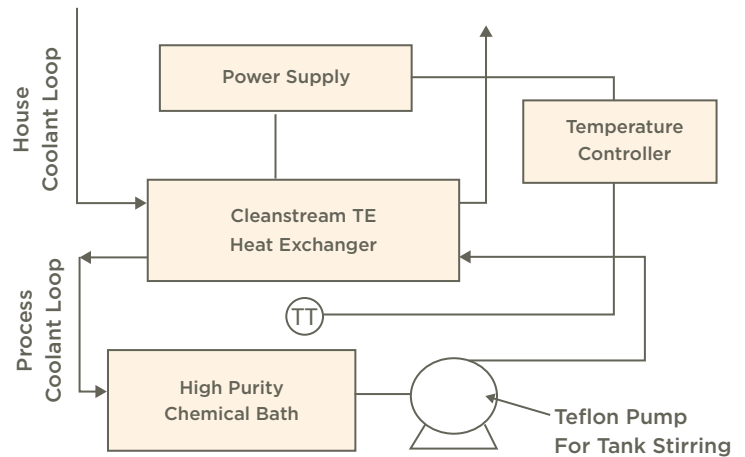


CLEANSTREAM POWER CONSUMPTION AT 5°C BELOW AMBIENT



Note: Maximum power consumption for Cleanstream 800C is approximately 2000 W

CLEANSTREAM POSITIONING SCHEMATIC



SPECIFICATIONS

Operating Range	+10 to +35 °C
Cooling Capacity	800 watts at 25 °C
Heating Capacity	1000 watts at 25 °C
House Fluid	Filtered treated industrial water
Process Fluid	Up to 50% HF solution, organic solvents, other PFA Teflon-compatible fluids
Flow Rate	1-10 gpm (5-40 lpm) in process plates, 2-4 gpm (8-15 lpm) in house plate
Maximum Pressure	100 psig on house; process fluid pressure depends upon temperature (see graph)
Teflon Fitting Choices	3/4" or 1" Flaretek, or Teflon tube stub
Size (L x W x H)	16 x 9.75 x 3.1" (41 x 25 x 8 cm)
Weight	38 lbs (17 kg)
Power Requirements	208 VAC, 3Ø, 6A to Switchback 6600 CE set at: 0-100 VDC, 0-18 Amps
Material	House cooling water flows through 6063 aluminum T6 hardened with Nickel-coated interior or optional Teflon-impregnated anodized aluminum ; process fluid flows through HDPFA Teflon tubing only