



**Sepax**  
**SRT SEC-750 Å**

**Advanced SEC Column for Optimal AAV Analysis**

Sepax Technologies, Inc.

**Contact Us:**

Website: [Sepax-Tech.com](http://Sepax-Tech.com)

Phone: 1-877-SEPAX-US

Email: [info@sepax-tech.com](mailto:info@sepax-tech.com)

LinkedIn: [Sepax-Technologies-Inc](https://www.linkedin.com/company/sepax-technologies-inc)



# Key Features and Highlights

- The following chromatograms from Sepax's SRT SEC-750 Å columns compare the resolution of HMW and LMW species for AAV2, AAV8, AAV9 to SRT 500 Å and 1000 Å columns. The data illustrates significantly improved HMW baseline resolution (dramatically improved in AAV2/8). LMW relative retention times (RRT's) are improved based on serotype.
- The pore structure of the SRT-SEC 750 Å has properties similar to both the 1000 Å and 500 Å. This pore technology potentially combines the effect of in tandem columns saving time, money, and buffer consumption. This leads to one column system which can be temperature controlled (fits in the small space of a HPLC heater) adding better performance and productivity.
- Sepax resin, packing, and surface coat technology enables fine tuning of the pore, its volume, and distribution achieving the best of both "worlds" when it comes to size exclusion. Our manufacturing platform can be used to optimize other application-based performance requirements.
- Sepax's Advanced SEC columns are scalable for use in both analytical separations to preparative purifications.



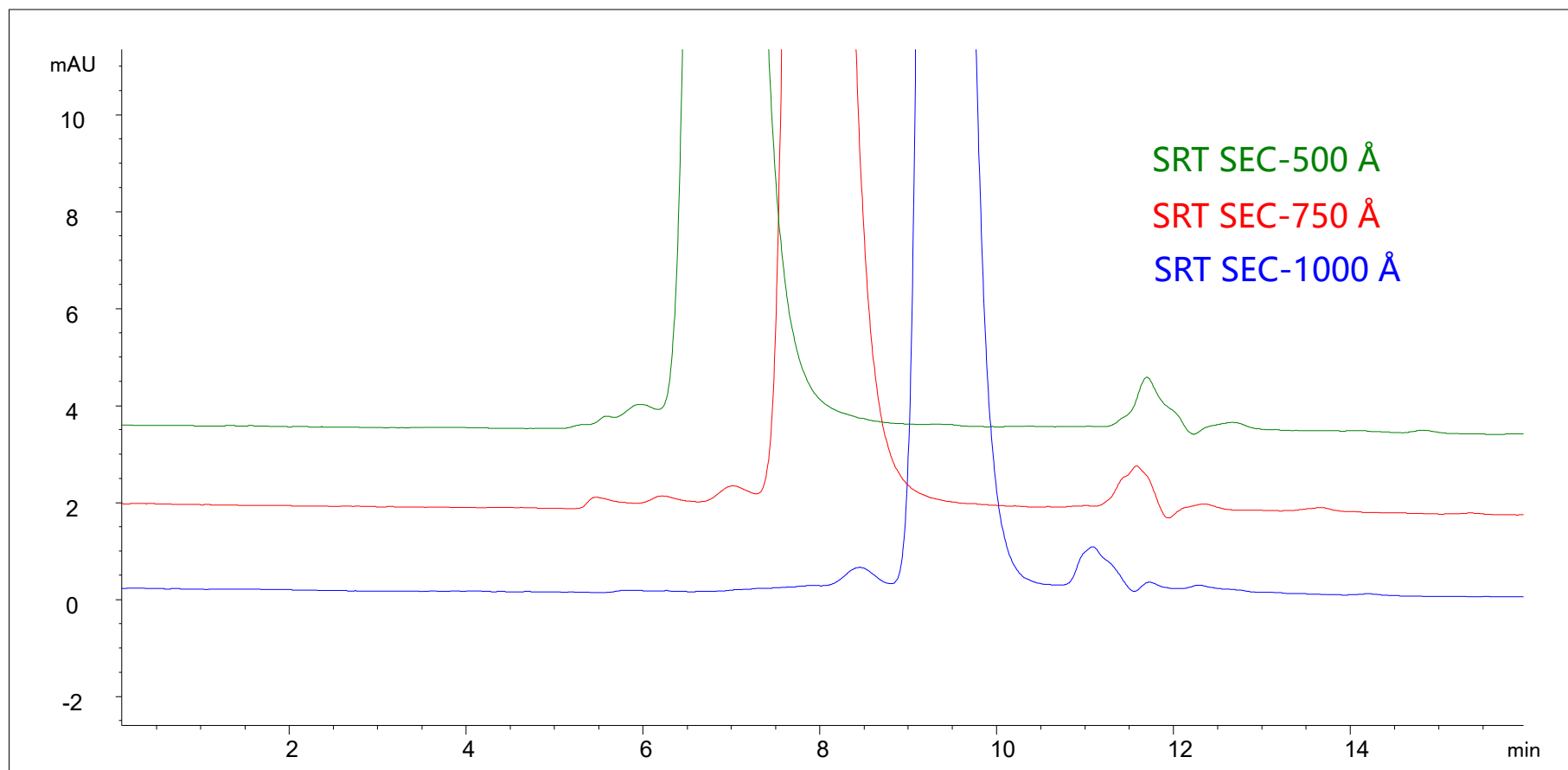
# Sepax SRT SEC-750 Å

## AAV 8



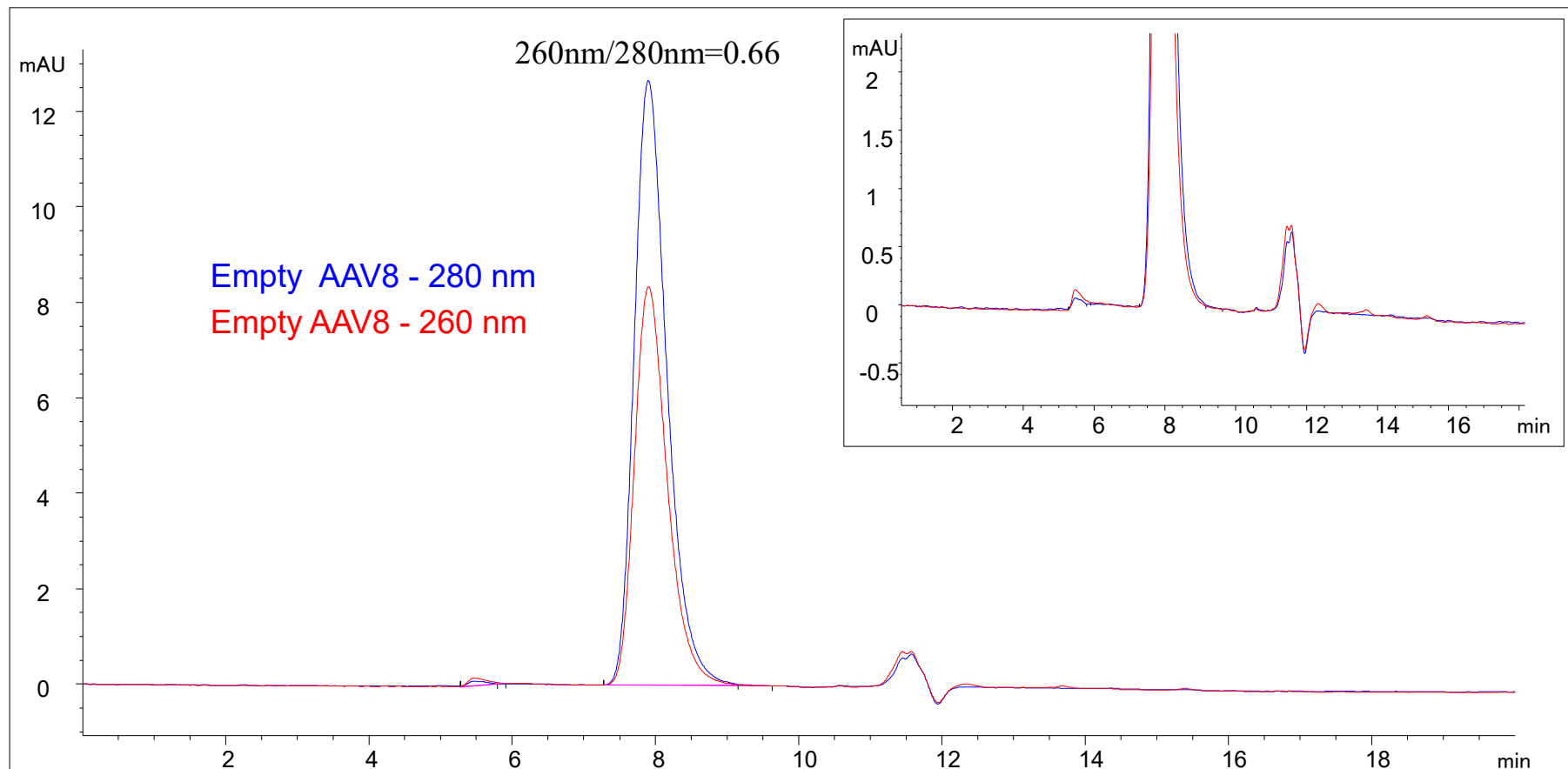
# AAV8 Pore Size Comparison

Column: SRT SEC-750 Å, 5 μm, 4.6 x 300 mm; Mobile Phase: 1.8X DPBS with 10% Ethanol; Flow Rate: 0.35 mL/min; Column Temperature: 25 °C; Column Pressure: 52 bar; Injection Volume: 10 μL; Detector: UV 260nm, 280 nm; Sample: AAV8



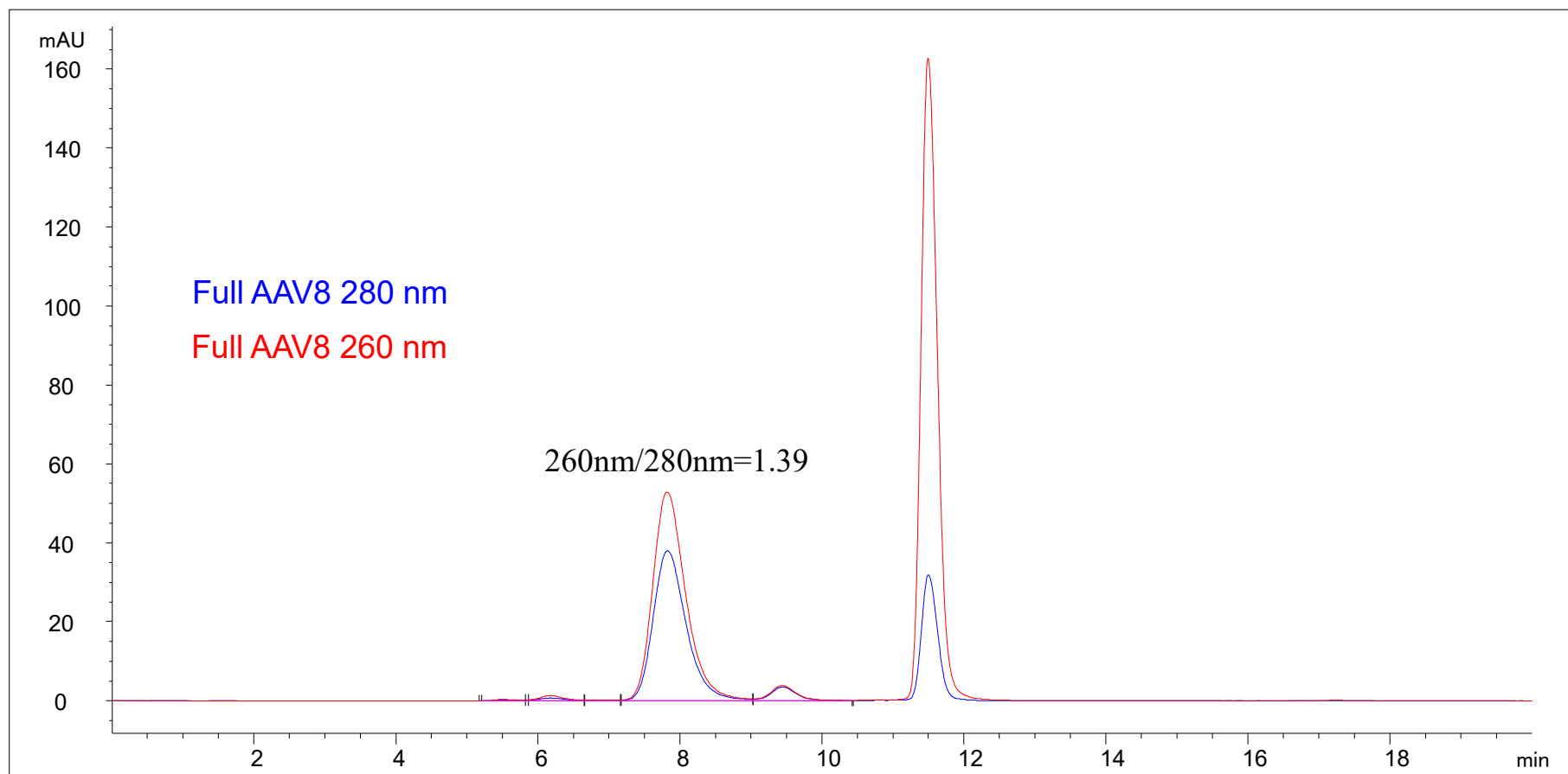
# AAV8 Empty Capsid Ratio 260/280

Column: SRT SEC-750 Å, 5 µm, 4.6 x 300 mm; Mobile Phase: 1.8X DPBS with 10% Ethanol; Flow Rate: 0.35 mL/min; Column Temperature: 25 °C; Column Pressure: 52 bar; Injection Volume: 10 µL; Detector: UV 260nm, 280 nm; Sample: AAV8



# AAV8 Full Capsid Ratio 260/280

Column: SRT SEC-750 Å, 5 µm, 4.6 x 300 mm; Mobile Phase: 1.8X DPBS with 10% Ethanol; Flow Rate: 0.35 mL/min; Column Temperature: 25 °C; Column Pressure: 52 bar; Injection Volume: 10 µL; Detector: UV 260nm, 280 nm; Sample: AAV8



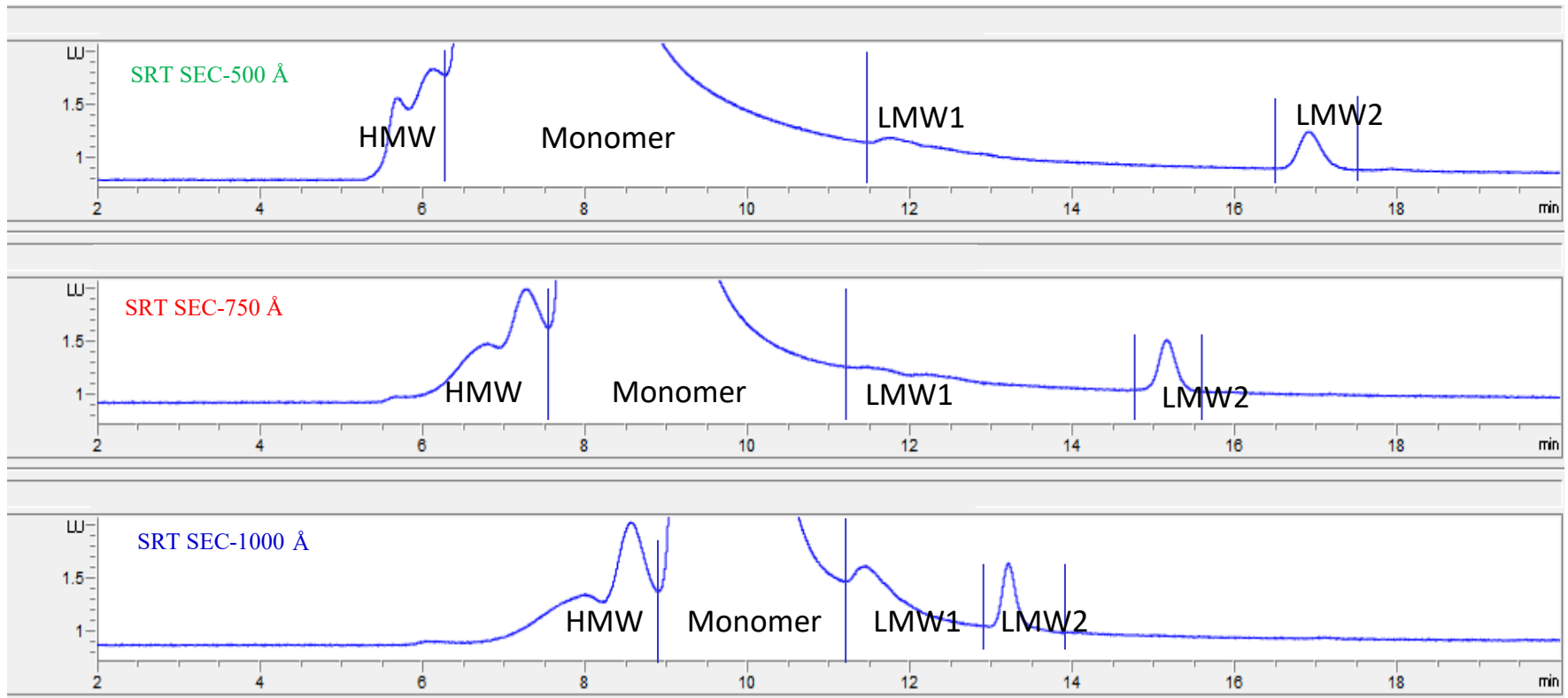
**Sepax**  
**SRT SEC-750 Å**

**AAV9**



# AAV9 Pore Size Comparison

Column: SRT SEC-750 Å, 5 µm, 4.6 x 300 mm; Mobile Phase: 1.8X DPBS + 10% Ethanol; Flow Rate: 0.350 mL/min; Detector: FLD Excitation 280 nm, Emission 350 nm; Column Temperature: 25 °C; Samples: 10 µL AAV9 (2E13 capsid/mL)

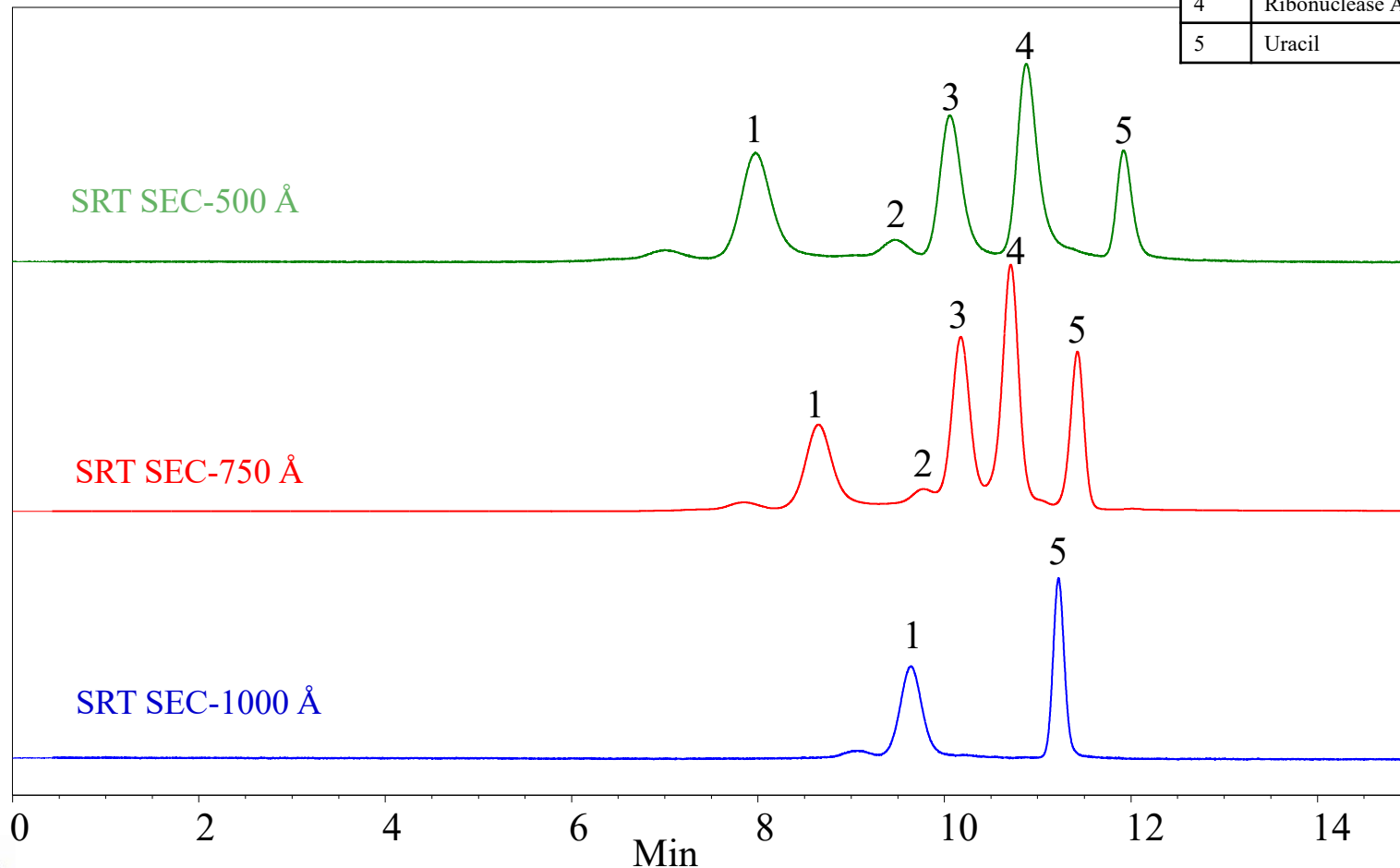




# Protein Standard Comparison

Column: SRT SEC-750 Å, 5 µm, 4.6 x 300 mm; Mobile Phase: 150 mM Phosphate Buffer; Flow Rate: 0.350 mL/min; Detector: UV 214 nm; Column Temperature: 25 °C; Samples: 3 µL protein standard

Peak	Protein	MW
1	Thyroglobulin	670 kD
2	BSA Dimer	132 kD
3	BSA	66 kD
4	Ribonuclease A	14 kD
5	Uracil	120 Da



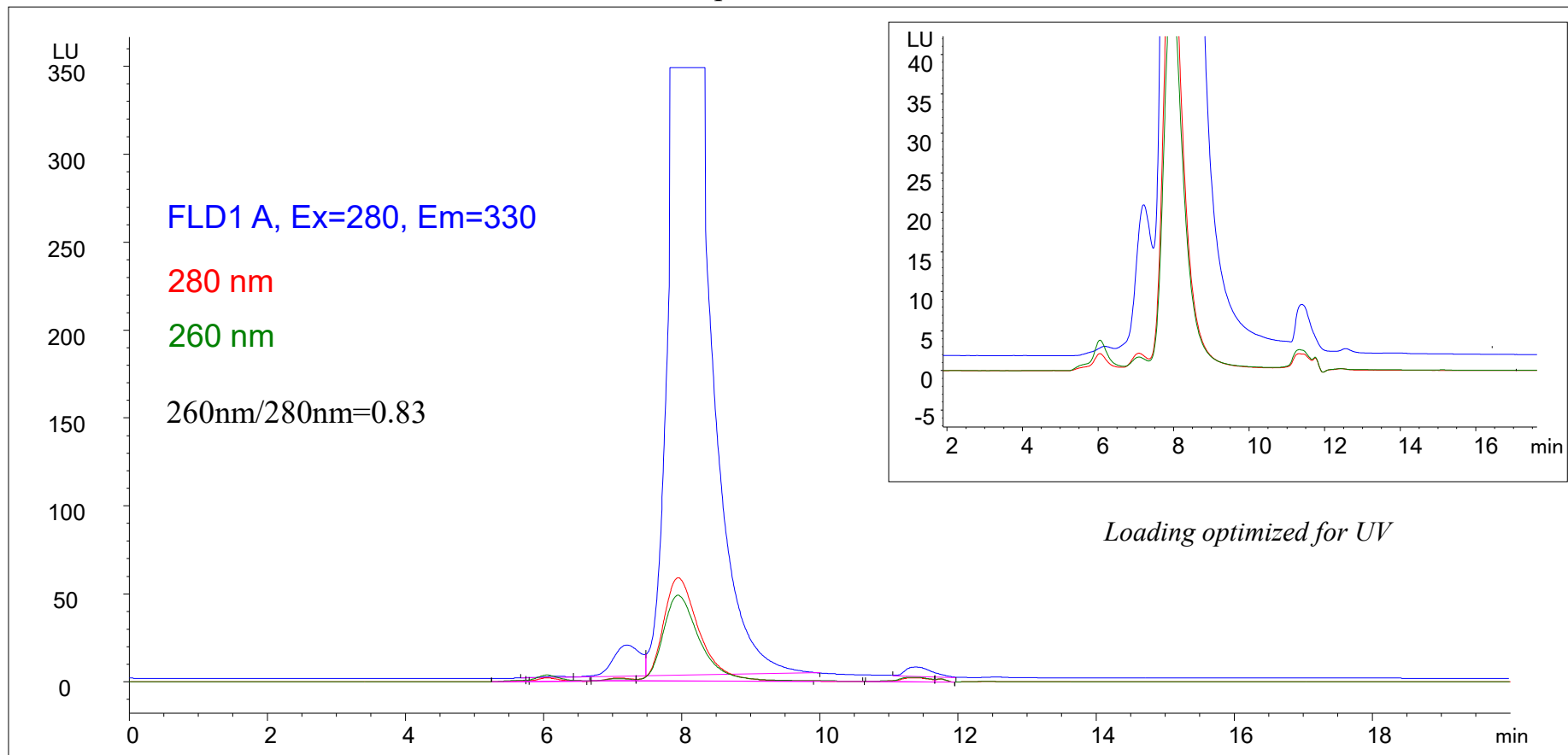
**Sepax**  
**SRT SEC-750 Å**

**AAV2**



# AAV2 Detection Sensitivity Comparison 260/280 & Fluorescence

Column: SRT SEC-750 Å, 5 µm, 4.6 x 300 mm; Mobile Phase: 1.8X DPBS with 10% Ethanol; Flow Rate: 0.35 mL/min; Column Temperature: 25 °C; Column Pressure: 52 bar; Injection Volume: 50 µL; Detector: FLD Excitation 280 nm; Emission 330nm; UV 260 nm, 280 nm; Sample: AAV2-A



# Order Information

**SRT SEC-750 Å, 5 µm, 750 Å, 4.6 x 250 mm**

Part Number: 215750-4625

**SRT SEC-750 Å, 5 µm, 750 Å, 4.6 x 300 mm**

Part Number: 215750-4630

**SRT SEC-750 Å, 5 µm, 750 Å, 4.6 x 50 mm**

Part Number: 215750-4605

**SRT SEC-750 Å, 5 µm, 750 Å, 7.8 x 300 mm**

Part Number: 215750-7830

**SRT SEC-750 Å, 5 µm, 750 Å, 7.8 x 50 mm**

Part Number: 215750-7805

**For Quotes or Orders:** [sales@sepax-tech.com](mailto:sales@sepax-tech.com)

**For Technical Questions & Method Development:** [techsupport@sepax-tech.com](mailto:techsupport@sepax-tech.com)

## Connect With Us:

Website: [www.sepax-tech.com](http://www.sepax-tech.com)

Phone: 1-877-SEPAX-US

Email: [info@sepax-tech.com](mailto:info@sepax-tech.com)

LinkedIn: Sepax Technologies

Facebook: @Sepaxtech

